

AS-568 O-Rings



Seals that fits your need

Contents

Introduction & Product Advantage

Design & Installation

Sealing Applications

Material & Sealing Application

O-Ring AS-568 Sizes

FEP Encapsulated O-Rings

Bonded Seals, Cords, O-Ring Kits

Introduction

The Fitco O-ring is torus or endless round sealing rings of circular cross section, they are mainly used to seal stationary machine components. In static case ,against fluid & gaseous media. In certain conditions they can also be used as a dynamic sealing component for axial, rotating and oscillating movement.



Applications ranging from garden hose couplings to critical aerospace or refinery duties make it the world's most popular volume-produced seal.

Product Advantage



Fitco O-Rings offer many benefits to design engineers and plant operators. They:

- Suit many static and dynamic duties.
- Occupy little space.
- Seal efficiently in both directions.
- Are compatible with most fluid media.
- Can work between -60°C and $+220^{\circ}\text{C}$ when made of elastomer according to material type.
- Can function at temperatures down to 200°C when made of PTFE.

AS-568 Standard O-Rings

AS-568 O-Ring standard sizes are the most commonly used o-ring sizes in the world. Refer to our standard o-ring size chart to find USA AS568 o-ring dimensions.

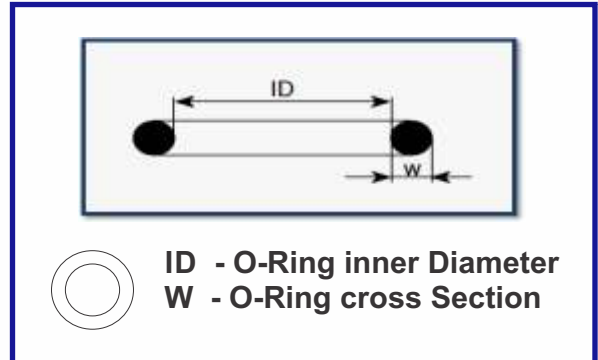
The BS-1806 O-Ring size guide was issued by the British Standards Institution and lists all Imperial standard sizes. This standard includes all of the 5 main cross section groups in AS-568 plus several sizes that are “between” AS568 Sizes.

To order or get further details Email:sales@fitcoseals.com or visit us www.fitcoseals.com

Design & Installation **FITCO®**

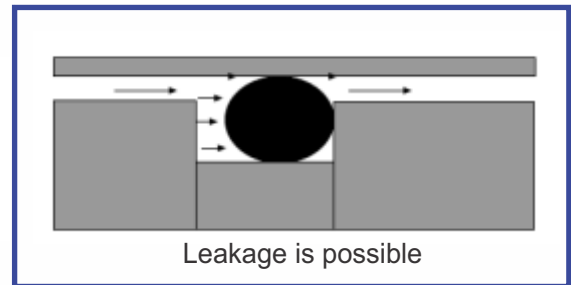
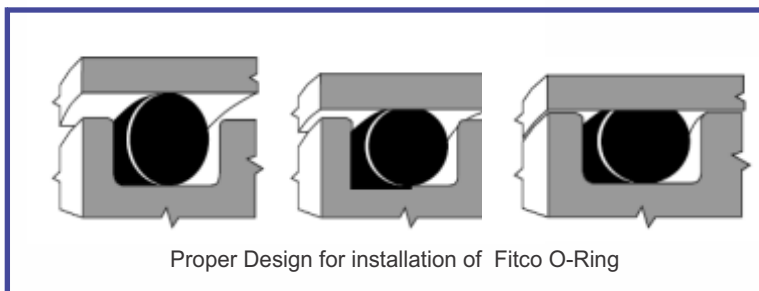
Design

The Dimensions of the Fitco o-rings is defined by inside diameter and o ring thickness/Width. The inside diameter (ID) and the cross section diameter (W) is required along with elastomer material from which the o-ring is made as shown in figure below:

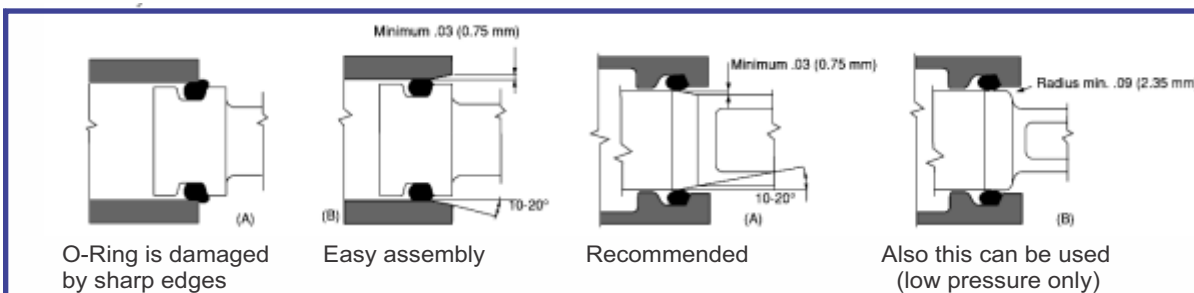


Installation Guide

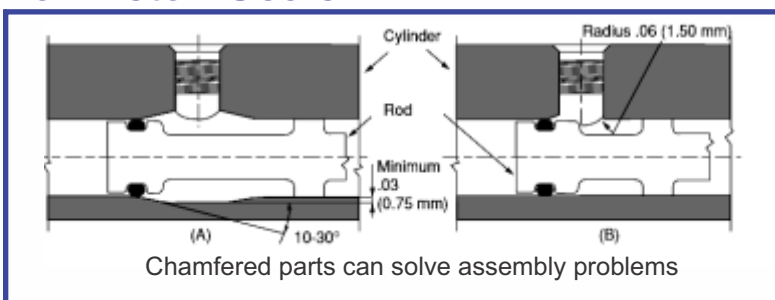
Fitco O-Rings are double acting sealing elements. The initial compression, which takes place in a radial or axial direction depends on the installation, gives the O-Ring its sealing capability.



For Cylinders



For Piston Seals



Compression of O-Rings recommended as per Applications :

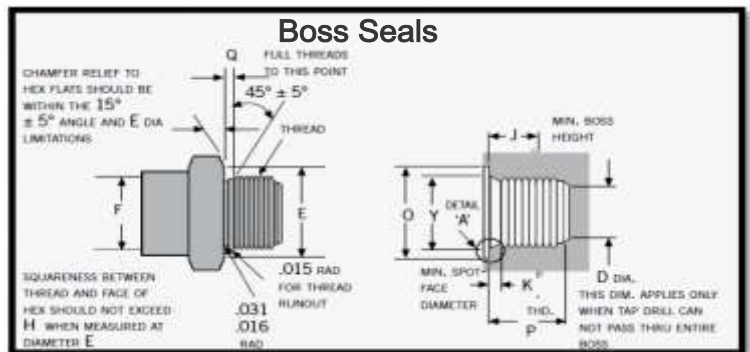
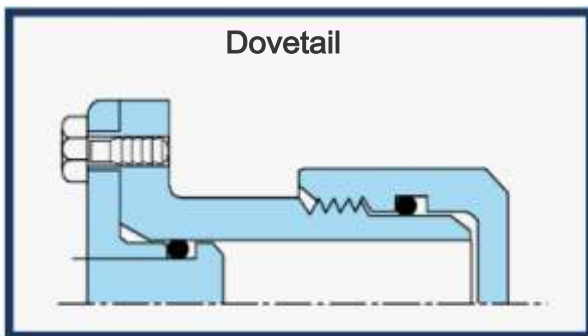
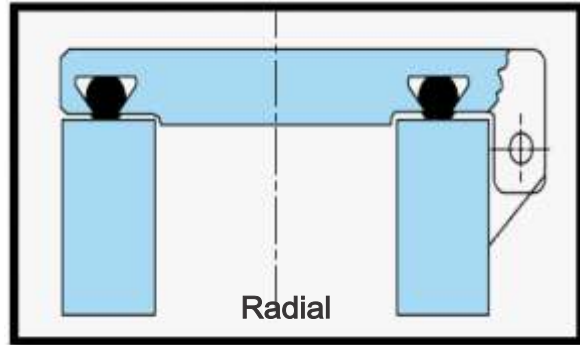
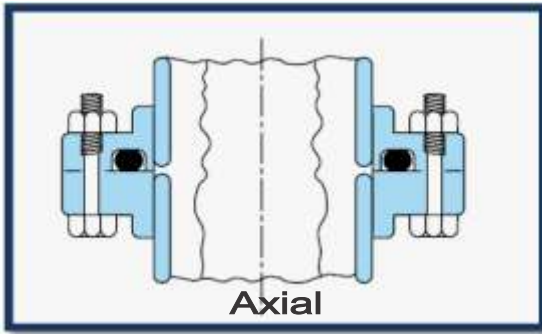
- In Static Applications between 15-30%
- In vacuum applications more than 30%
- In dynamic applications between 8-16%

O-Ring Sealing Applications

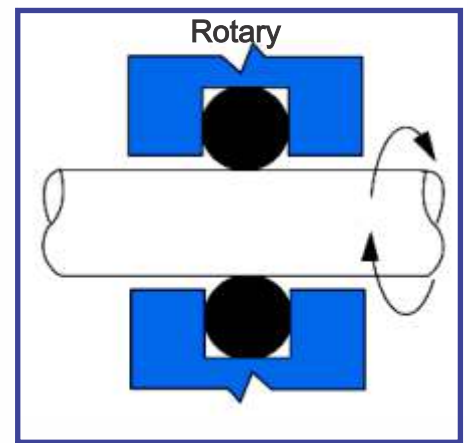
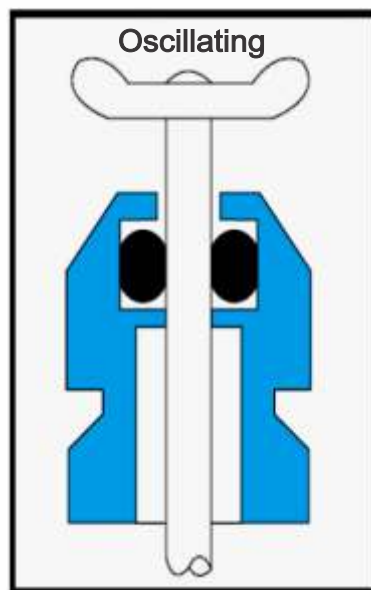
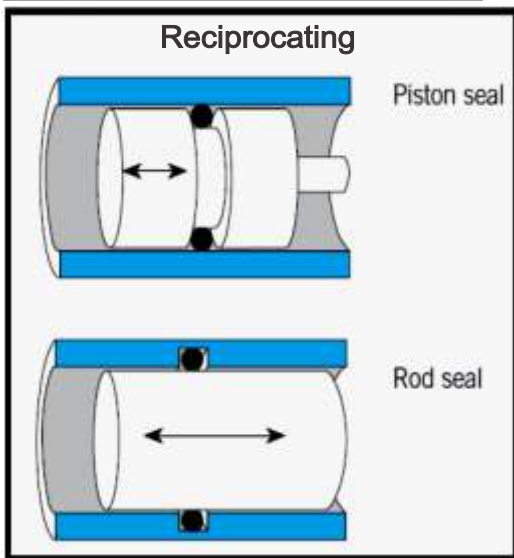
FITCO®

Fitco O-Rings are used in Static & Dynamic Applications, Static applications are bushings, covers, pipes, cylinders for flanges, plates, caps, etc. Dynamic applications are for low duty sealing of reciprocating pistons, rods, plungers, rotating movements on shafts, spindles etc.

Static Applications



Dynamic Applications



To order or get further details Email: sales@fitcoseals.com or visit us www.fitcoseals.com

O-Rings for all Applications

FITCO®

Automotive Industry Applications

The demands for the automotive industry are very typical and depend on the application (motor cooling or heating systems - fuel systems, etc). Fitco has some Special compounds.

Pharmaceutical, Analytical & Bio-technical Applications

Sealing and technical components used in the Biotechnology industry are used in a wide range of applications. Laboratory and analytical equipment sealing products include gaskets and miniature components. Drug discovery and genetic research techniques often employ aggressive chemical environments that also demand ultra-high purity sealing components. Pharmaceutical applications range from drug discovery to development and full production of a wide range of chemical, biological and radiological products.

Chemical & Petrochemical Industry Applications

Applications in the Chemical and Petrochemical Industry are sometimes critical. Next to the broad chemical resistance is also the low and high temperature resistance of great importance. Fitco has 20 years of experience in this field.

Food & Beverage Industry Applications

One of the largest applications for specialty elastomers and plastics is in Food Processing and Beverage Equipment. These seals are required to resist the chemical and thermal environments present in the equipment, while not releasing any unwanted or unknown contaminants into the process. Many applications require the sealing materials to be 'capable of being cleaned and receiving effective bactericidal treatment while still maintaining physical properties'.

Oil & Gas Industry Applications

Applications in the Oil & Gas Industry range from seals and components involved in exploration and drilling to high-pressure / high-temperature sealing components in down-hole wells. Extreme temperatures and pressures place great demands on elastomers for this industry. In addition, many chemicals either experienced in the reservoir, or used in the drilling, completion or intervention process can degrade many common elastomers.

Semiconductor Industry Applications

Applications in the Semiconductor Industry range from seals and components for process equipment used in the fabrication of integrated circuits or semiconductors.

Potable Water Industry Applications

Elastomers and plastics used in potable water treatment facilities as well as distribution and dispensing equipment may be subject to many demands. Chlorine has long been used in a disinfectant in water systems, but they can react and form toxic disinfectant byproducts (DBP). Ammonia is often added to reduce the DBP - which react to form chloramines which can be damaging to some elastomers.

To order or get further details Email:sales@fitcoseals.com or visit us www.fitcoseals.com

Nitrile Butadine Rubber (NBR)

Hardness 70 Shore A & 90 Shore A ,Color: Black

Working Temperature Range: -40° C to+ 100° C

Nitrile Rubber is general purpose elastomer for Hydraulic and Pneumatic systems and used as seal energizer for low pressure applications such as pneumatic, it has excellent resistance to mineral oil, greases, water, hydro-carban fuels, compression set resistance and good elastic properties, it is not suitable to automotive brakes fluid.

Fluorinated Rubber FKM (Viton)

Hardness 70 Shore A ,Color: Geryish Black/ Brown

Working Temperature Range: -30° C to+ 220° C

Viton Rubber is excellent resistance to mineral oils, hot water, steam, fuels, alcohol, hot oils, aliphatic and aromatic hydrocarbon, it has poor resistance to methanol, ketones & esters also exhibits excellent chemical resistance for use in harsh environments such as phosphate esters.

Silicon Rubber (VQM)

Hardness 70 Shore A ,Color:Orange

Working Temperature Range: -60° C to+ 200° C

Silicon Rubber has great cold flexibility as well as high thermal resistance. It has excellent de-electric properties and very good resistance to attack by oxygen, ozone and sunlight. It has poor strength & tear resistance to mineral oils.

Ethylene Propylene Rubber (EPDM /EPM)

Hardness 70 Shore A ,Color: Black

Working Temperature Range: -45° C to +150° C

EPDM has good resistance to ozone ageing and weathering, water and steam, Dilute acid, alkalies ketones, alcohol, fire retardent hydraulic fluids and hydraulic brakes fluids. This elastomer must not come in contact with mineral oils and greases.

Poly-chloroprene Rubber (CR)

Hardness 70 Shore A ,Color: Black

Working Temperature Range: -20° C to+ 100° C

CR chief characteristics is flame retardancy, excellent ageing properties in ozone and weather environments along with resistance to abrasion and flex fatigue. It is good resistance to mineral oils with high aniline point, greases refrigerants and water.

Polyurethane (P.U)

Hardness 80 Shore A ,Color: Blue

Working Temperature Range: -30° C to + 110° C

PU is premium polyurethane for superior sealing performance for use in general hydraulic applications (Not suitable for hot water), it has excellent mechanical properties such as high tensile strength, abrasion resistance, tear strength, and extrusion

To order or get further details Email:sales@fitcoseals.com or visit us www.fitcoseals.com

AS-568 Standard O-Rings sizes



O RINGS : OR				
Fitco Ref no.	ID Inner Dia (MM)	W Width (MM)	Tolerance ID± (MM)	Tolerance W± (MM)
001*	0.74	1.78	0.1	0.08
606*	1.78	1.78	0.13	0.08
607*	2.54	1.78	0.13	0.08
002*	1.07	1.78	0.1	0.08
003*	1.42	1.78	0.1	0.08
004*	1.78	1.78	0.13	0.08
005*	2.57	1.78	0.13	0.08
006*	2.9	1.78	0.13	0.08
801*	3.17	1.78	0.13	0.08
007*	3.69	1.78	0.13	0.08
008*	4.47	1.78	0.13	0.08
802*	4.76	1.78	0.13	0.08
009*	5.28	1.78	0.13	0.08
010*	6.07	1.78	0.13	0.08
803*	6.35	1.78	0.13	0.08
610	6.75	1.78	0.13	0.08
011*	7.66	1.78	0.13	0.08
804*	7.94	1.78	0.13	0.08
611*	8.73	1.78	0.13	0.08
012*	9.25	1.78	0.13	0.08
13	10.82	1.78	0.13	0.08
806	11.11	1.78	0.13	0.08
14	12.42	1.78	0.13	0.08
15	14	1.78	0.13	0.08
16	15.6	1.78	0.13	0.08
17	17.16	1.78	0.13	0.08
18	18.77	1.78	0.13	0.08
19	20.35	1.78	0.15	0.08
20	21.95	1.78	0.15	0.08
21	23.52	1.78	0.15	0.08
22	25.12	1.78	0.15	0.08
23	26.7	1.78	0.15	0.08
24	28.3	1.78	0.15	0.08
25	29.87	1.78	0.15	0.08
26	31.47	1.78	0.15	0.08
27	33.05	1.78	0.15	0.08
28	34.65	1.78	0.15	0.08

O RINGS : OR				
Fitco Ref no.	ID Inner Dia (MM)	W Width (MM)	Tolerance ID± (MM)	Tolerance W± (MM)
29	37.82	1.78	0.25	0.08
519	39.45	1.78	0.38	0.08
30	41	1.78	0.25	0.08
31	44.17	1.78	0.25	0.08
32	47.37	1.78	0.25	0.08
33	50.52	1.78	0.25	0.08
34	53.67	1.78	0.25	0.08
35	56.87	1.78	0.25	0.08
36	60.04	1.78	0.25	0.08
37	63.22	1.78	0.25	0.08
38	66.4	1.78	0.25	0.08
39	69.57	1.78	0.38	0.08
40	72.76	1.78	0.38	0.08
41	75.94	1.78	0.38	0.08
532	79	1.78	0.51	0.08
42	82.28	1.78	0.38	0.08
534	85.34	1.78	0.51	0.08
43	88.64	1.78	0.38	0.08
536	91.7	1.78	0.51	0.08
44	95	1.78	0.38	0.08
538	98.05	1.78	0.51	0.08
45	101.34	1.78	0.38	0.08
540	104.4	1.78	0.51	0.08
46	107.7	1.78	0.38	0.08
542	110.74	1.78	0.51	0.08
47	114	1.78	0.38	0.08
544	117.1	1.78	0.51	0.08
48	120.4	1.78	0.38	0.08
546	123.44	1.78	0.51	0.08
49	126.76	1.78	0.58	0.08
548	129.4	1.78	0.71	0.08
50	133.1	1.78	0.58	0.08
550	135.76	1.78	0.71	0.08
551	138.94	1.78	0.71	0.08
552	142.11	1.78	0.71	0.08
553	145.29	1.78	0.71	0.08

These are some of the profiles mentioned above, we also manufacture as per customer's designs and specifications.

To order or get further details Email:sales@fitcoseals.com or visit us www.fitcoseals.com

AS-568 Standard O-Rings sizes **FITCO®**

O RINGS : OR				
Fitco Ref no.	ID InnerDia	W Width	Tolerance ID± (MM)	Tolerance W ± (MM)
556	154.81	1.78	0.71	0.08
557	158	1.78	0.71	0.08
558	161.16	1.78	0.71	0.08
559	164.34	1.78	0.71	0.08
560	167.51	1.78	0.71	0.08
561	170.69	1.78	0.71	0.08
562	173.87	1.78	0.71	0.08
102*	1.24	2.62	0.13	0.08
103*	2.06	2.62	0.13	0.08
104*	2.84	2.62	0.13	0.08
105*	3.63	2.62	0.13	0.08
106*	4.42	2.62	0.13	0.08
107*	5.23	2.62	0.13	0.08
108*	6.02	2.62	0.13	0.08
109*	7.6	2.62	0.13	0.08
110*	9.19	2.62	0.13	0.08
613*	9.92	2.62	0.13	0.08
111*	10.78	2.62	0.13	0.08
614*	11.91	2.62	0.13	0.08
112*	12.37	2.62	0.13	0.08
807*	12.7	2.62	0.13	0.08
615*	13.1	2.62	0.13	0.08
113*	13.95	2.62	0.13	0.08
616*	15.08	2.62	0.13	0.08
114*	15.54	2.62	0.13	0.08
809*	15.88	2.62	0.13	0.08
115*	17.13	2.62	0.13	0.08
810*	17.46	2.62	0.13	0.08
617*	17.86	2.62	0.13	0.08
116*	18.72	2.62	0.13	0.08
117	20.29	2.62	0.15	0.08
812	20.64	2.62	0.15	0.08
118	21.9	2.62	0.15	0.08
813	22.23	2.62	0.15	0.08
119	23.47	2.62	0.15	0.08
814	23.81	2.62	0.15	0.08

O RINGS : OR				
Fitco Ref no.	ID Inner Dia	W Width	Tolerance ID± (MM)	Tolerance W± (MM)
121	26.65	2.62	0.15	0.08
122	28.25	2.62	0.15	0.08
123	29.83	2.62	0.15	0.08
124	31.42	2.62	0.15	0.08
125	33	2.62	0.15	0.08
126	34.6	2.62	0.15	0.08
127	36.17	2.62	0.15	0.08
128	37.77	2.62	0.15	0.08
129	39.35	2.62	0.25	0.08
130	40.95	2.62	0.25	0.08
131	42.52	2.62	0.25	0.08
132	44.12	2.62	0.25	0.08
133	45.7	2.62	0.25	0.08
134	47.3	2.62	0.25	0.08
135	48.9	2.62	0.25	0.08
136	50.47	2.62	0.25	0.08
137	52.07	2.62	0.25	0.08
138	53.65	2.62	0.25	0.08
139	55.25	2.62	0.25	0.08
140	56.82	2.62	0.25	0.08
141	58.42	2.62	0.25	0.08
142	60	2.62	0.25	0.08
143	61.6	2.62	0.25	0.08
144	63.17	2.62	0.25	0.08
145	64.77	2.62	0.25	0.08
146	66.35	2.62	0.25	0.08
147	67.95	2.62	0.38	0.08
148	69.52	2.62	0.38	0.08
149	71.12	2.62	0.38	0.08
150	72.7	2.62	0.38	0.08
640	74.3	2.62	0.38	0.08
151	75.88	2.62	0.38	0.08
641	77.5	2.62	0.38	0.08
642	80.6	2.62	0.38	0.08
152	82.22	2.62	0.38	0.08
643	83.8	2.62	0.38	0.08

These are some of the profiles mentioned above, we also manufacture as per customer's designs and specifications.

To order or get further details Email:sales@fitcoseals.com or visit us www.fitcoseals.com

AS-568 Standard O-Rings sizes **FITCO®**

O RINGS : OR				
Fitco Ref no.	ID Inner Dia	W Width	Tolerance ID± (MM)	Tolerance W ± (MM)
154	94.93	2.62	0.38	0.08
155	101.28	2.62	0.38	0.08
156	107.63	2.62	0.38	0.08
157	113.98	2.62	0.38	0.08
158	120.33	2.62	0.38	0.08
159	126.67	2.62	0.38	0.08
160	133	2.62	0.58	0.08
161	139.38	2.62	0.58	0.08
162	145.73	2.62	0.58	0.08
163	152.07	2.62	0.58	0.08
164	158.43	2.62	0.58	0.08
165	164.78	2.62	0.58	0.08
166	171.13	2.62	0.58	0.08
167	177.48	2.62	0.58	0.08
168	183.83	2.62	0.76	0.08
169	190.18	2.62	0.76	0.08
170	196.53	2.62	0.76	0.08
171	202.88	2.62	0.76	0.08
172	209.23	2.62	0.76	0.08
173	215.58	2.62	0.76	0.08
174	221.93	2.62	0.76	0.08
175	228.28	2.62	0.76	0.08
176	234.63	2.62	0.76	0.08
177	240.98	2.62	0.76	0.08
178	247.33	2.62	0.76	0.08
201*	4.34	3.53	0.13	0.1
202*	5.94	3.53	0.13	0.1
203*	7.52	3.53	0.13	0.1
204*	9.12	3.53	0.13	0.1
205*	10.69	3.53	0.13	0.1
206*	12.29	3.53	0.13	0.1
207*	13.87	3.53	0.13	0.1
208*	15.47	3.53	0.13	0.1
209*	17.04	3.53	0.13	0.1
210*	18.64	3.53	0.15	0.1
211*	20.22	3.53	0.15	0.1

O RINGS : OR				
Fitco Ref no.	ID Inner Dia	W Width	Tolerance ID± (MM)	Tolerance W± (MM)
213*	23.4	3.53	0.15	0.1
214*	25	3.53	0.15	0.1
618*	25.8	3.53	0.15	0.1
215*	26.57	3.53	0.15	0.1
216*	28.17	3.53	0.15	0.1
217*	29.75	3.53	0.15	0.1
218*	31.34	3.53	0.15	0.1
219*	32.93	3.53	0.15	0.1
220*	34.52	3.53	0.15	0.1
221*	36.1	3.53	0.15	0.1
222*	37.7	3.53	0.15	0.1
824*	39.7	3.53	0.25	0.1
223	40.87	3.53	0.25	0.1
825	41.28	3.53	0.25	0.1
826	42.86	3.53	0.25	0.1
224	44.05	3.53	0.25	0.1
827	44.45	3.53	0.25	0.1
828	46.04	3.53	0.25	0.1
225	47.23	3.53	0.25	0.1
829	47.62	3.53	0.25	0.1
830	49.2	3.53	0.25	0.1
226	50.4	3.53	0.25	0.1
831	50.8	3.53	0.25	0.1
832	52.4	3.53	0.25	0.1
227	53.57	3.53	0.25	0.1
833	53.97	3.53	0.25	0.1
834	55.56	3.53	0.25	0.1
228	56.75	3.53	0.25	0.1
835	57.15	3.53	0.25	0.1
836	58.74	3.53	0.25	0.1
229	59.92	3.53	0.25	0.1
837	60.32	3.53	0.25	0.1
838	61.9	3.53	0.25	0.1
230	63.1	3.53	0.25	0.1
839	63.5	3.53	0.25	0.1
840	65.1	3.53	0.25	0.1

These are some of the profiles mentioned above, we also manufacture as per customer's designs and specifications.

To order or get further details Email:sales@fitcoseals.com or visit us www.fitcoseals.com

AS-568 Standard O-Rings sizes



O RINGS : OR				
Fitco Ref no.	ID Inner Dia (MM)	W Width (MM)	Tolerance ID± (MM)	Tolerance W ± (MM)
841	66.67	3.53	0.38	0.1
842	68.26	3.53	0.38	0.1
232	69.44	3.53	0.38	0.1
843	69.85	3.53	0.38	0.1
844	71.44	3.53	0.38	0.1
233	72.62	3.53	0.38	0.1
845	73.02	3.53	0.38	0.1
846	74.6	3.53	0.38	0.1
234	75.8	3.53	0.38	0.1
235	78.97	3.53	0.38	0.1
236	82.14	3.53	0.38	0.1
237	85.32	3.53	0.38	0.1
238	88.5	3.53	0.38	0.1
239	91.67	3.53	0.38	0.1
240	94.84	3.53	0.38	0.1
241	98.02	3.53	0.38	0.1
242	101.2	3.53	0.38	0.1
243	104.37	3.53	0.38	0.1
244	107.54	3.53	0.38	0.1
245	110.72	3.53	0.38	0.1
246	113.9	3.53	0.38	0.1
247	117.07	3.53	0.38	0.1
248	120.24	3.53	0.38	0.1
249	123.42	3.53	0.38	0.1
250	126.6	3.53	0.38	0.1
251	129.77	3.53	0.58	0.1
252	132.94	3.53	0.58	0.1
253	136.12	3.53	0.58	0.1
254	139.3	3.53	0.58	0.1
255	142.47	3.53	0.58	0.1
256	145.65	3.53	0.58	0.1
257	148.82	3.53	0.58	0.1
258	152	3.53	0.58	0.1
259	158.35	3.53	0.58	0.1
260	164.7	3.53	0.58	0.1
261	171.05	3.53	0.58	0.1
262	175.4	3.53	0.58	0.1
263	183.75	3.53	0.76	0.1
264	190.1	3.53	0.76	0.1

O RINGS : OR				
Fitco Ref no.	ID Inner Dia (MM)	W Width (MM)	Tolerance ID± (MM)	Tolerance W± (MM)
265	196.45	3.53	0.76	0.1
266	202.8	3.53	0.76	0.1
267	209.15	3.53	0.76	0.1
268	215.5	3.53	0.76	0.1
269	221.85	3.53	0.76	0.1
270	228.2	3.53	0.76	0.1
271	234.55	3.53	0.76	0.1
272	240.9	3.53	0.76	0.1
273	247.25	3.53	0.76	0.1
274	253.6	3.53	0.76	0.1
275	266.3	3.53	0.76	0.1
276	279	3.53	0.76	0.1
277	291.7	3.53	0.76	0.1
278	304.4	3.53	0.76	0.1
279	329.8	3.53	0.76	0.1
280	355.2	3.53	0.76	0.1
281	380.6	3.53	0.76	0.1
282	405.26	3.53	1.14	0.1
283	430.66	3.53	1.14	0.1
284	456.06	3.53	1.14	0.1
309*	10.46	5.33	0.13	0.13
310*	12.07	5.33	0.13	0.13
311*	13.64	5.33	0.13	0.13
312*	15.24	5.33	0.13	0.13
313*	16.81	5.33	0.13	0.13
314*	18.42	5.33	0.13	0.13
315*	19.99	5.33	0.15	0.13
316*	21.59	5.33	0.15	0.13
317*	23.16	5.33	0.15	0.13
318*	24.77	5.33	0.15	0.13
319*	26.34	5.33	0.15	0.13
320*	27.94	5.33	0.15	0.13
321*	29.51	5.33	0.15	0.13
322*	31.12	5.33	0.15	0.13
323*	32.69	5.33	0.15	0.13
324*	34.29	5.33	0.15	0.13
325*	37.47	5.33	0.25	0.13
326*	40.65	5.33	0.25	0.13
327*	43.82	5.33	0.25	0.13

These are some of the profiles mentioned above, we also manufacture as per customer's designs and specifications.

To order or get further details Email:sales@fitcoseals.com or visit us www.fitcoseals.com

AS-568 Standard O-Rings sizes



O RINGS : OR				
Fitco Ref no.	ID Inner Dia (MM)	W Width (MM)	Tolerance ID± (MM)	Tolerance W ± (MM)
328*	47	5.33	0.25	0.13
329*	50.16	5.33	0.25	0.13
330*	53.34	5.33	0.25	0.13
331*	56.52	5.33	0.25	0.13
332*	59.7	5.33	0.25	0.13
333*	62.87	5.33	0.25	0.13
334*	66.04	5.33	0.25	0.13
335*	69.22	5.33	0.38	0.13
336*	72.4	5.33	0.38	0.13
619*	74.63	5.33	0.38	0.13
337*	75.57	5.33	0.38	0.13
338*	78.74	5.33	0.38	0.13
620*	79.77	5.33	0.38	0.13
339*	81.92	5.33	0.38	0.13
340*	85.1	5.33	0.38	0.13
341*	88.27	5.33	0.38	0.13
621*	89.69	5.33	0.38	0.13
342*	91.44	5.33	0.38	0.13
343*	94.62	5.33	0.38	0.13
344*	97.8	5.33	0.38	0.13
622*	100	5.33	0.38	0.13
345*	100.97	5.33	0.38	0.13
346*	104.14	5.33	0.38	0.13
347*	107.32	5.33	0.38	0.13
623*	109.54	5.33	0.38	0.13
348*	110.5	5.33	0.38	0.13
349*	113.67	5.33	0.38	0.13
350	116.84	5.33	0.38	0.13
860	117.48	5.33	0.38	0.13
351	120.02	5.33	0.38	0.13
861	120.65	5.33	0.38	0.13
352	123.2	5.33	0.38	0.13
862	123.83	5.33	0.38	0.13
353	126.37	5.33	0.38	0.13
863	127	5.33	0.58	0.13
354	129.54	5.33	0.58	0.13
864	130.18	5.33	0.58	0.13
355	132.72	5.33	0.58	0.13

O RINGS : OR				
Fitco Ref no.	ID Inner Dia (MM)	W Width (MM)	Tolerance ID± (MM)	Tolerance W± (MM)
866	136.53	5.33	0.58	0.13
357	139.07	5.33	0.58	0.13
867	139.7	5.33	0.58	0.13
358	142.24	5.33	0.58	0.13
868	142.88	5.33	0.58	0.13
359	145.42	5.33	0.58	0.13
869	146.05	5.33	0.58	0.13
360	148.6	5.33	0.58	0.13
870	149.23	5.33	0.58	0.13
361	151.77	5.33	0.58	0.13
644	155	5.33	0.58	0.13
362	158.12	5.33	0.58	0.13
645	161.3	5.33	0.58	0.13
363	164.47	5.33	0.58	0.13
646	167.7	5.33	0.58	0.13
364	170.82	5.33	0.58	0.13
647	174	5.33	0.58	0.13
365	177.17	5.33	0.58	0.13
366	183.52	5.33	0.76	0.13
367	189.87	5.33	0.76	0.13
368	196.22	5.33	0.76	0.13
369	202.57	5.33	0.76	0.13
370	208.92	5.33	0.76	0.13
371	215.27	5.33	0.76	0.13
372	221.62	5.33	0.76	0.13
373	227.97	5.33	0.76	0.13
374	234.32	5.33	0.76	0.13
375	240.67	5.33	0.76	0.13
376	247.02	5.33	0.76	0.13
377	253.37	5.33	0.76	0.13
378	266.07	5.33	0.76	0.13
379	278.77	5.33	0.76	0.13
380	291.47	5.33	0.76	0.13
381	304.17	5.33	0.76	0.13
382	329.57	5.33	0.76	0.13
383	354.97	5.33	0.76	0.13
384	380.37	5.33	0.76	0.13
385	405.26	5.33	1.14	0.13

These are some of the profiles mentioned above, we also manufacture as per customer's designs and specifications.

To order or get further details Email:sales@fitcoseals.com or visit us www.fitcoseals.com

AS-568 Standard O-Rings sizes



O RINGS : OR				
Fitco Ref no.	ID Inner Dia (MM)	W Width (MM)	Tolerance ID± (MM)	Tolerance W ± (MM)
388	481.46	5.33	1.14	0.13
389	506.86	5.33	1.14	0.13
390	532.26	5.33	1.14	0.13
391	557.66	5.33	1.14	0.13
392	582.68	5.33	1.52	0.13
393	608.08	5.33	1.52	0.13
394	633.48	5.33	1.52	0.13
395	658.88	5.33	1.52	0.13
425*	113.67	6.99	0.38	0.15
624*	114.7	6.99	0.38	0.15
426*	116.84	6.99	0.38	0.15
427*	120.02	6.99	0.38	0.15
428*	123.2	6.99	0.38	0.15
625*	124.6	6.99	0.38	0.15
429*	126.37	6.99	0.38	0.15
430*	129.54	6.99	0.58	0.15
431*	132.72	6.99	0.58	0.15
626*	134.5	6.99	0.58	0.15
432*	135.9	6.99	0.58	0.15
433*	139.07	6.99	0.58	0.15
434*	142.24	6.99	0.58	0.15
435*	145.42	6.99	0.58	0.15
436*	148.6	6.99	0.58	0.15
437*	151.77	6.99	0.58	0.15
872*	155.6	6.99	0.58	0.15
438*	158.12	6.99	0.58	0.15
627*	159.5	6.99	0.58	0.15
874*	161.9	6.99	0.58	0.15
439*	164.47	6.99	0.58	0.15
628*	166.7	6.99	0.58	0.15
876*	168.3	6.99	0.58	0.15
440*	170.82	6.99	0.58	0.15
878*	174.6	6.99	0.58	0.15
441*	177.17	6.99	0.58	0.15
880*	181	6.99	0.76	0.15
442*	183.52	6.99	0.76	0.15
882*	187.3	6.99	0.76	0.15
443*	189.87	6.99	0.76	0.15
884*	193.7	6.99	0.76	0.15
444*	196.22	6.99	0.76	0.15
886*				0.15

O RINGS : OR				
Fitco Ref no.	ID Inner Dia (MM)	W Width (MM)	Tolerance ID± (MM)	Tolerance W± (MM)
674*	208.92	6.99	0.76	0.15
446	215.27	6.99	0.76	0.15
676	221.62	6.99	0.76	0.15
447	227.97	6.99	0.76	0.15
678	234.32	6.99	0.76	0.15
448	240.67	6.99	0.76	0.15
680	247	6.99	0.76	0.15
449	253.57	6.99	0.76	0.15
682	259.7	6.99	0.76	0.15
450	266.07	6.99	0.76	0.15
684	272.4	6.99	0.76	0.15
451	278.77	6.99	0.76	0.15
686	285.1	6.99	0.76	0.15
452	291.47	6.99	0.76	0.15
688	297.8	6.99	0.76	0.15
453	304.17	6.99	0.76	0.15
648	310.5	6.99	0.76	0.15
454	316.87	6.99	0.76	0.15
649	323.2	6.99	0.76	0.15
455	329.57	6.99	0.76	0.15
650	335.9	6.99	0.76	0.15
456	342.27	6.99	0.76	0.15
457	354.97	6.99	0.76	0.15
458	367.67	6.99	0.76	0.15
459	380.37	6.99	0.76	0.15
460	393.07	6.99	0.76	0.15
461	405.26	6.99	1.14	0.15
462	417.96	6.99	1.14	0.15
463	430.66	6.99	1.14	0.15
464	443.36	6.99	1.14	0.15
465	456.06	6.99	1.14	0.15
466	468.76	6.99	1.14	0.15
467	481.46	6.99	1.14	0.15
468	494.16	6.99	1.14	0.15
469	506.86	6.99	1.14	0.15
470	532.26	6.99	1.14	0.15
471	557.66	6.99	1.14	0.15
472	582.68	6.99	1.52	0.15
473	608.08	6.99	1.52	0.15
474	633.48	6.99	1.52	0.15
475	658.88	6.99	1.52	0.15

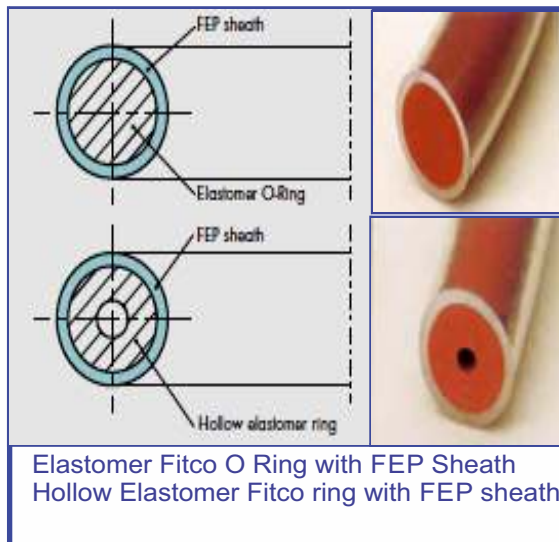
These are some of the profiles mentioned above, we also manufacture as per customer's designs and specifications.

To order or get further details Email:sales@fitcoseals.com or visit us www.fitcoseals.com

FEP Encapsulated O-Rings **FITCO**®

Fitco O-Rings consist of an elastomer inner ring and a seamless FEP sheath which surrounds the elastomer rings, they are made with viton and silicon elastomers . Viton elastomer gives optimum compression set characteristics and Silicon is FDA compliant.

FEP is a co-polymer of hexafluoropropylene. FEP encapsulated Fitco O-Rings are used wherever the chemical resistance of normal elastomer O Rings are not sufficient. The required elasticity is provided by the elastomer ring, the chemical resistance by the seamless FEP Sheath.



Advantages

- Temperature range from -60 C to +200 C
- Can be used with food stuffs, pharmaceutical and medicine products.
- Chemical resistance to most liquids, with exception of liquid alkaline metals and fluorine compounds.
- Adequate elastic behaviour for improved sealability
- Safe and can be sterilised
- No Adhesion or stick-slip effect, low friction

Applications

These O-Rings are used in various industries like petrochemicals, chemicals processing ,oil extraction, medical technology, food process, water ,sewage, pharmaceutical, paint, automotive etc.

FEP encapsulated o-rings is the sealing of valve spindles and also as a secondary seal for mechanical seals.

Fitco FEP O-Rings are generally used for static applications, they are also used for slow switching and rotary movements. For chemical process industry we provide

To order or get further details Email:sales@fitcoseals.com or visit us www.fitcoseals.com

O-Ring Cords-Bonded Seals



O-Ring Cords

FITCO O-Ring Cord is an O-Ring Profile available in running lengths & in various cord diameters. We manufacture a large selection of cord in metric and inch cross sections by metre to any length .


The cord can be profile cut to required angle & both ends joints with the help of an adhesive to form a circular ring. Fitco O-Ring Cords form a very useful substitute to sudden break down Jobs & helps in saving time to get expensive assemblies executed, instead of waiting for an endless O-Ring ordered or to be procured.

Material: Viton (FKM), Silicone (VMQ) ,Nitrile (NBR), Neoprene (CR), Ethylen-propylene (EPM/EPDM)



Bonded Seals

Bonded seals also known as dowty seals has external metal ring with internal elastomer sealing lip with zinc chrome plated on metal.



It is used for static applications in mechanical engineering for threaded fittings ,flange connections etc . Bonded Seals enhances secure self-reinforced sealing and is suitable for high pressures.

Bonded Seal :BS				
Nominal Dia BSP sizes	ID size mm	OD size mm	Metal thickness	Thickness
1/8"	10.24	15.88	2	3
1/4"	13.64	20.57	2	3
3/8"	17.15	23.80	2	3
1/2"	21.41	28.58	2	3.6
5/8"	23.40	31.80	2	3.6
3/4"	26.92	34.93	2	3.6
7/8"	30.00	38.50	2	3.6
1"	33.76	42.80	3	4.2
1-1/4"	42.80	52.38	3	4.2
1 1/2"	48.31	58.60	3	4.2
1-3/4"	54.76	69.85	3	4.2
2"	60.45	73.03	3	4.2
2-1/4"	66.55	79.50	3	4.2
2-1/2"	75.60	90.17	3	4.2

To order or get further details Email:sales@fitcoseals.com or visit us www.fitcoseals.com

O-Ring Kits

Fitco O-Ring Kit is industry standard with the most often used AS-568 Standard O-Ring sizes and Metric sizes.

Material : Nitrile (NBR) with 70 Shore A Hardness

O-Ring Kit Metric sizes

ID size mm	W size mm	Qty no.	ID size mm	W size mm	Qty no.
3	2	20	22	2.5	14
5	2	20	22	3.5	10
6	2	18	23	3.5	10
8	2	18	25	3.5	10
10	2	18	27	3.5	10
10	2.5	14	28	3.5	10
12	2.5	14	30	3.5	10
13	2	18	31	3.5	10
14	2.5	14	32	3.5	10
15	2.5	14	34	3.5	10
16	2.5	14	36	3.5	10
18	2.5	14	38	3.5	10
18	3.5	10	41	3.5	10
20	2.5	14	44	3.5	10
20	3.5	10	46	3.5	10
	2.5	14		3.5	10



O-Ring Kit AS568 sizes

ID size mm	W size mm	Qty no.	ID size mm	W size mm	Qty no.
2.9	1.78	20	20.2	3.53	10
3.68	1.78	20	21.8	3.53	10
4.47	1.78	20	23.3	3.53	10
5.29	1.78	20	24.9	3.53	10
6.07	1.78	20	26.5	3.53	10
7.65	1.78	20	28.1	3.53	10
9.25	1.78	20	29.7	3.53	10
9.19	2.62	13	31.3	3.53	10
10.7	2.62	13	32.9	3.53	10
12.3	2.62	13	34.5	3.53	10
13.9	2.62	13	36.0	3.53	10
15.5	2.62	13	37.6	3.53	10
17.1	2.62	13	37.4	5.33	7
18.7	2.62	13	40.6	5.33	7
18.6	3.53	10	43.8	5.33	7

Shelf Life of Elastomers

The shelf life of seals depends to a large extent on the polymer type.

- EPDM - 8 years
- PTFE unlimited
- CR, NBR - 6 years
- FKM, VMQ - 10 years
- AU, TFE/P, Thermoplastics - 4 years

Extension of the shelf life is possible by a checkup after the above periods.

Seals are often stored for longer time periods, wrong storage conditions may change the the physical properties of elastomers ,like hardening, softening, crack initiation, breakage or other degradation they can become unusable.

Material deterioration is due to certain factors such as deformation, high temperatures, contact with oxygen, ozone, light, humidity or other media.

To order or get further details Email:sales@fitcoseals.com or visit us www.fitcoseals.com

Fitco Engineers Pvt Ltd

Our Locations

Mumbai:

- 403, Roha Orion, 16th Road,
Bandra (West), Mumbai 400050, India

Tel : +91-22-26050727, 26050737, 26485772

Email : sales@fitcoseals.com

Mohali :

- 546, Phase-IX, Industrial Area,
Sector-66, S.A.S. Nagar,
Mohali 160062

- S.C.F. 39, Phase V,
Sector-59,
S.A.S. Nagar, Mohali -160059

Tel : +91-172-2271588 , 2265811

Email : seals@fitcoseals.com



Visit us : www.fitcoseals.com